

SHORT PROFILE

Gimv is a listed European investment company with almost 4 decades of experience in investing in private companies. Listed on Euronext Brussels since 1997, Gimv manages some 1.6 billion in around 50 portfolio companies.

INVESTMENT STRATEGY

Gimv's long-term objective is to provide its shareholders with a **low double digit return** by investing predominantly in **unquoted companies**, where value can be created by **performance improvement** and the **growth** of their underlying results.

Gimv provides investors with exposure to a **portfolio of about 50 fast-growing unquoted investments**. In all of these companies we aim at creating value by **putting available operational or financial skills**, as well as our **network** and **experience** we have been building over the past decades.

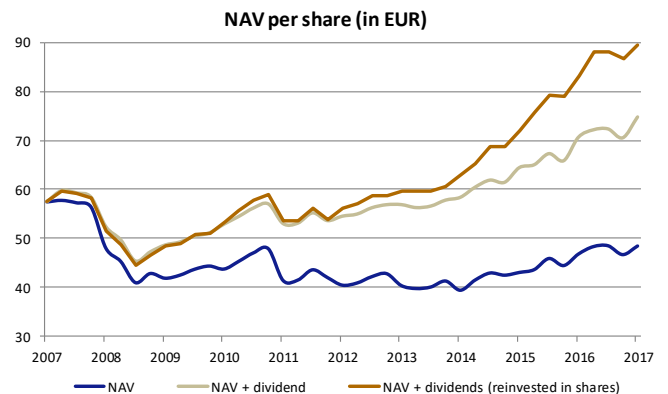
We have a **track-record** of using our sector focus to **identify potential market leaders in their niche**, with business models that can thrive across the economic cycle. We choose to **specialize** by investing in companies that fit into one of our chosen investment platforms: Connected Consumer, Health & Care, Smart Industries and Sustainable Cities.

KEY FINANCIALS

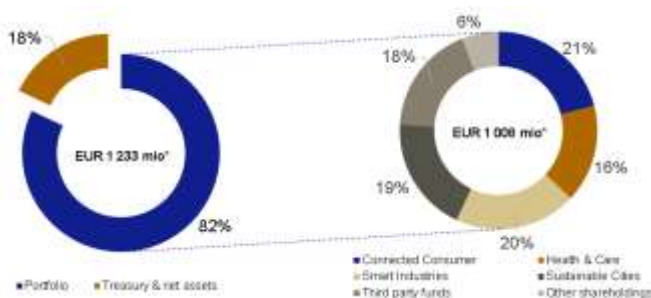
NAV per share	EUR 48.48
Share price	EUR 52.00
Total NAV	EUR 1,233 m
Market Cap	EUR 1,322 m
Number of shares issued	25,426,672
Year-end	31 March
ISIN-code	BE0003699130
Ticker-code	GIMB

CUMULATIVE HISTORIC PERFORMANCE

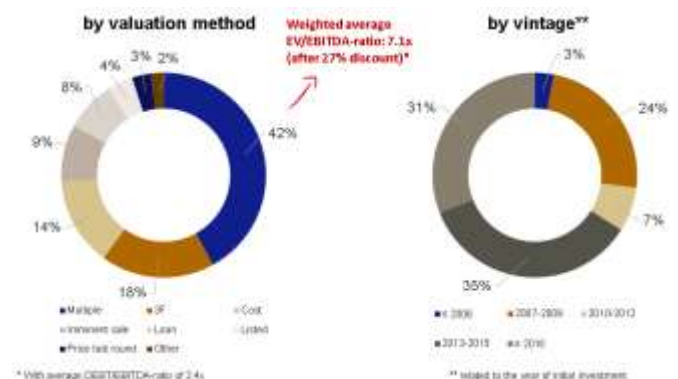
(total return to 30 September 2017)



BALANCED PORTFOLIO OF ~50 COMPANIES & FLEXIBILITY TO INVEST



YOUNG BUT CONSERVATIVELY VALUED PORTFOLIO



* With average EV/EBITDA-ratio of 2.4x

** related to the year of initial investment

NET ASSET VALUE

Twenty largest investments	Cumulative value EUR m	% of portfolio value
Almaviva Santé		
Itho Daalderop		
Grandeco		
Luciad		
UDB		
5 largest investments	237	24 %
Mackevision		
Brakel		
Walkro		
Joolz		
Cegeka		
10 largest investments	383	38 %
Contraload		
Acceo		
Spineart		
Itineris		
Summa		
15 largest investments	499	50 %
Snack Connection		
Hanseal		
ALT Technologies		
Mega		
Eurocept		
20 largest investments	589	58 %
Other direct investments	236	24 %
3 rd party fund investments	182	18 %
Total investment portfolio	1 008	100 %
Cash & cash equivalents	287	
Net assets (liabilities)	(13)	
(Minorities)	(49)	
Net asset value	1 233	

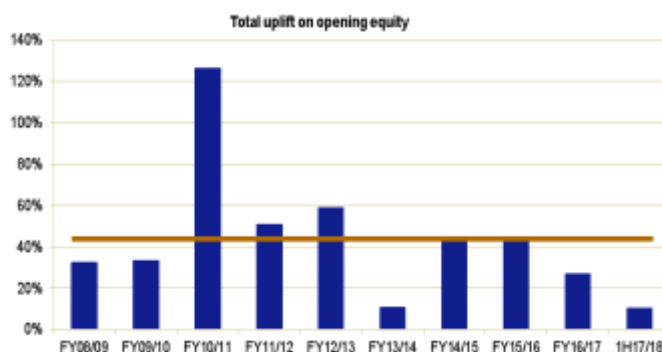
PERFORMANCE

+14% SALES GROWTH Over the last 12 months	11.8% Yearly return on equity since 1980
+11% EBITDA GROWTH Over the last 12 months	+17% PORTFOLIO RETURN 1H 17/18 annualised

DIVIDEND POLICY

- Not to lower the dividend and increase it whenever sustainably possible (barring unforeseen circumstances)
- Over the past 10 years, in total EUR 26.7 dividends were paid

DIVESTMENTS CONSISTENTLY SHOW AN UPLIFT OVER OPENING VALUE



FINANCIAL CALENDAR

- Business update Q3 2017/2018 22 February 2017
- Results FY 2017/2018 24 May 2017
- AGM 2017/2018 27 June 2017
- Business update 1Q 2018/2019 19 July 2017

INVESTOR RELATIONS & MEDIA CONTACT

Frank De Leenheer - T: +32 290 22 18 - frank.deleenheer@gimv.com
Karel Oomsstraat 37 – 2018 Antwerp - Belgium